


THE BENEFICIARY BOOK INTERACTIVE E-BOOK EDITION

IMPORTANT!

Adobe Reader (version 9.4) must be your default PDF viewer in order for the “Save Form Data” feature to function. (For your convenience, both the CD and download editions include the Adobe Reader 9.4 setup/installation file for Adobe Reader 9.4, located in:

C:\Program Files\The Beneficiary Book Interactive e-Book

To install Adobe Reader 9.4, go to:

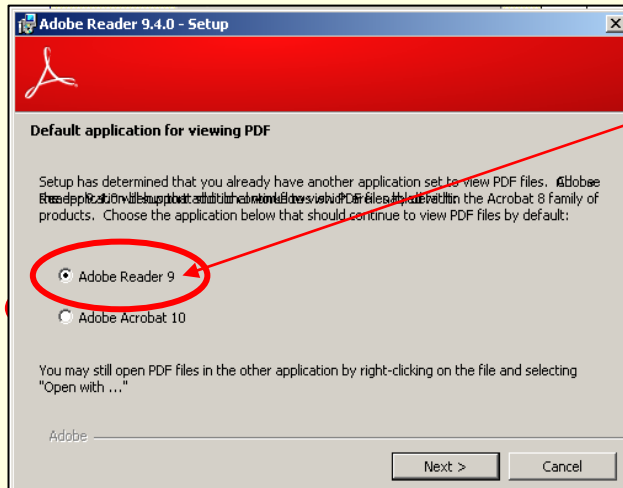
C:\Program Files\The Beneficiary Book Interactive e-Book,
click on  **Adobe Reader-9.4.exe** and follow the instructions below.

1.



Click Run and the installation setup process will begin

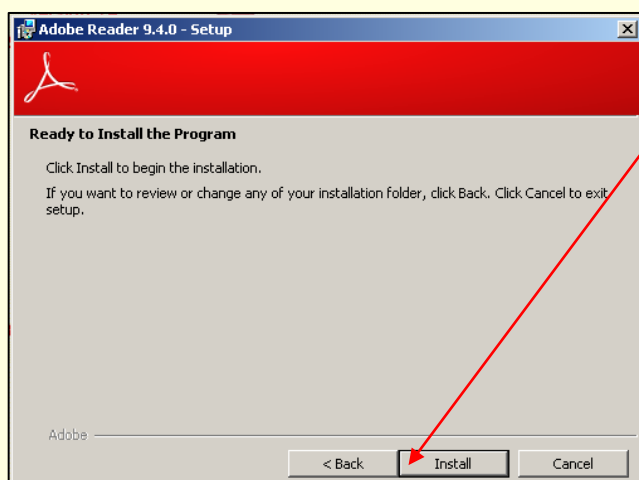
2.



IMPORTANT! Select “Adobe Reader 9” as the default application for viewing PDF files, and then click “Next” to continue.

Note: You can still open PDF files in the other Adobe Reader application(s) installed on your computer by right-clicking on the PDF file and selecting “Open With...” from the dropdown menu on your Desktop

3. Setup will install Adobe Reader version 9.4 in C:\Program Files\Adobe\Reader 9



Click “Install” to continue installing the program.

On the next screen, click “Finish” to finish the installation process and exit Setup.

Need help? Contact Technical Support at: support@active-insights.com