

The Beneficiary Book Interactive e-Book Edition System Requirements, Download and Installation Instructions

IMPORTANT! Adobe Reader (version 9.4) must be your default PDF viewer in order for the "Save Form Data" feature to function.

If you DO NOT have version Adobe Acrobat Reader 9.4 installed on your computer, click on the "Get Adobe Reader" icon below.

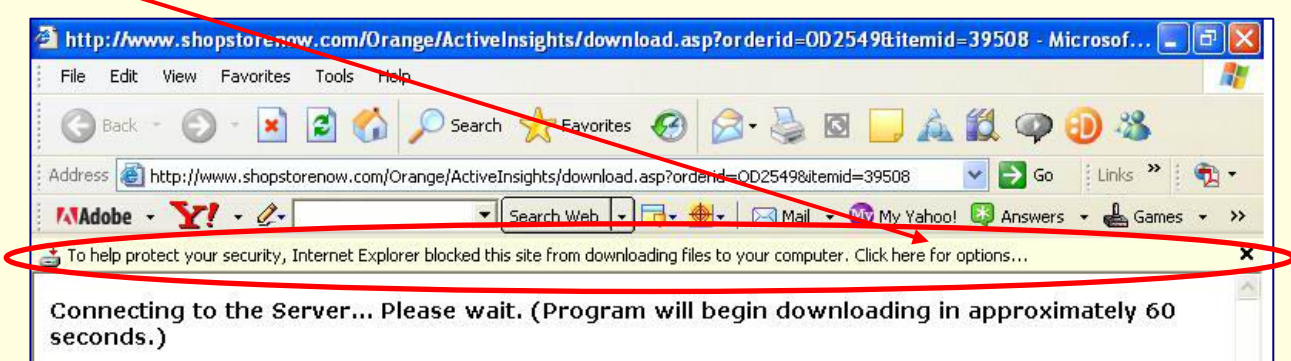


During the installation of Adobe 9.4, when asked to select the "default application for viewing PDF," select "Adobe Reader 9."

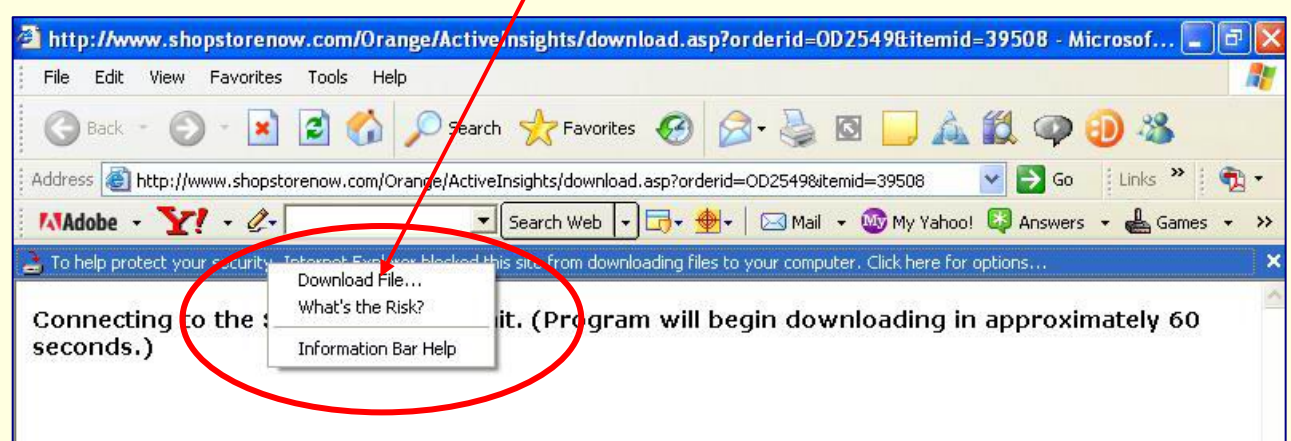
Please Note: in the future, if you upgrade to a version 10.0 or higher of Adobe Reader, the "save form data" function will no longer function. Additionally, Adobe Reader 9.4 will automatically be deleted off your computer.

Downloading The Beneficiary Book Interactive e-Book Edition

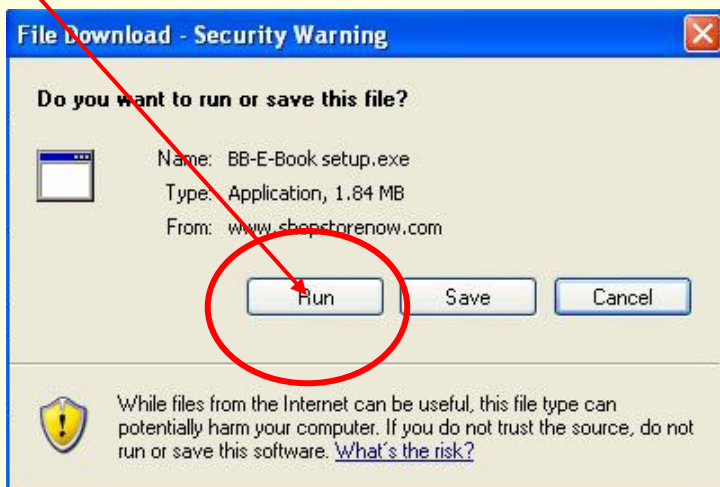
1. **CAUTION! Only click the download link on your invoice one time... Multiple clicks will disable the download link.**
2. If you are downloading in Internet Explorer and get this screen, click on "click here for options..."



3. On the next screen, click "Download File."



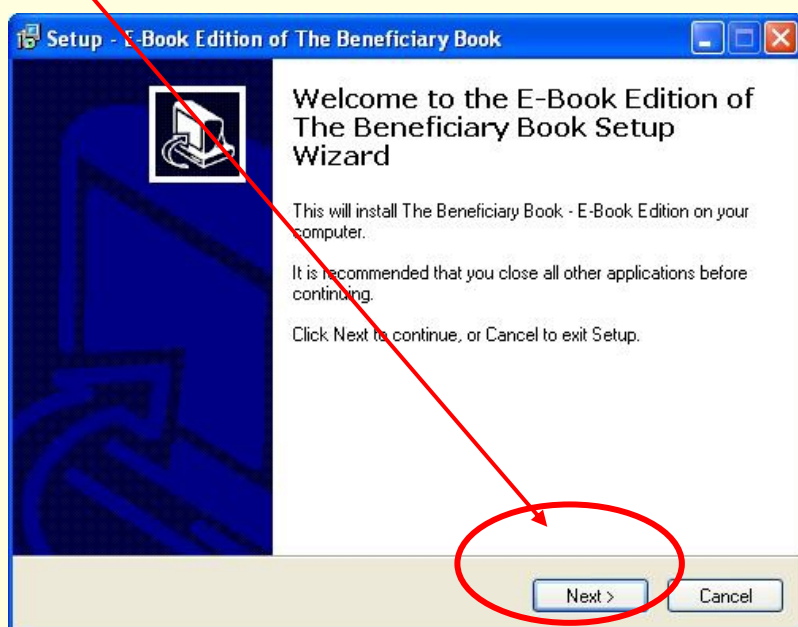
4. Next, click "Run."



5. Then, click "Run" again, to complete the download process.



6. Click "Next" and follow the instructions on the next few screens to continue the installation process.



7. **IMPORTANT! This program and all "Save As" personal form data files are located in C:\Program Files\The Beneficiary Book Interactive e-Book.**

Need help? Contact Technical Support at: support@active-insights.com